



BASSWOOD



CEDAR



EUCALYPTUS



5-15P
USA / CAN

- ▶ Solocarbon far infrared technology proven 95% effective
- ▶ Clinically-tested to lower blood pressure, increase core temperature and aid in weight loss
- ▶ Environmentally approved for safety with ultra low EMF technology and much more...

SIGNATURE I

Restore your healthy vitality with this slim and sleek Signature® sauna. Elegant details of crown molding and exterior lighting make this far infrared sauna a beautiful addition to any room.

SPECIFICATIONS

Exterior

40" W x 41.9" D x 77.5" H* / 28" door width

Interior

32.1" W x 33.6" D x 70.1" H / 20" bench depth

Weight

Approx. 375 lbs.


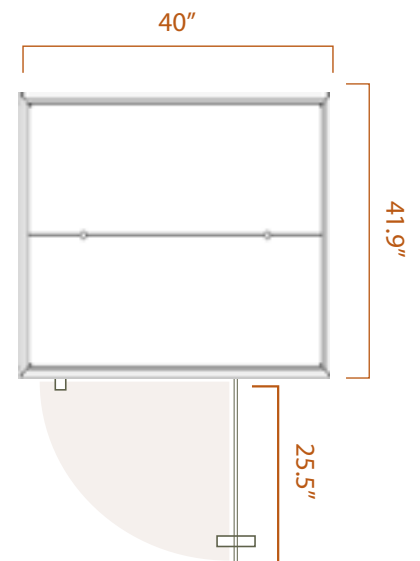
Electrical

120v; 1350 watts, 15a (15A outlet)

DEDICATED 120V 15A

CIRCUIT AND OUTLET REQUIRED*

9' cord exits from back left of roof



sunlighten®

empowering wellness®

ELECTRICALLY CERTIFIED



RoHS

7373 W 107th Street | Overland Park, KS 66212
Toll Free 1.877.292.0020 | sunlighten.com

Signature® I Sauna Panels

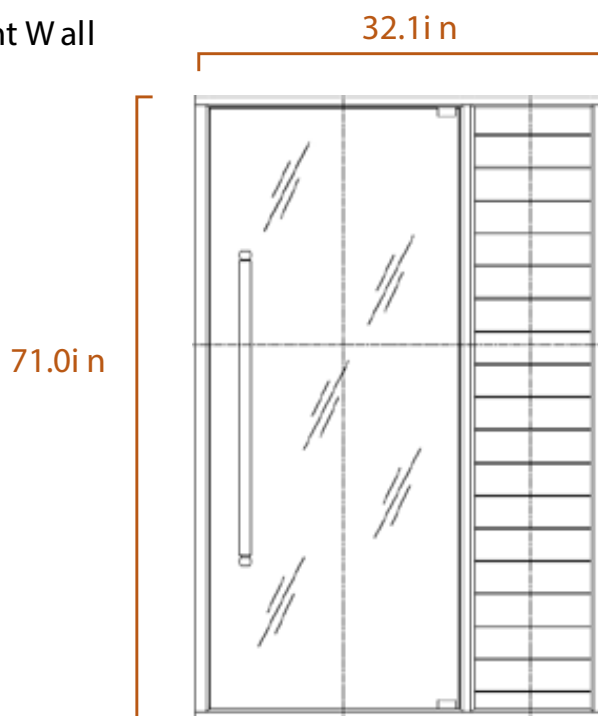
For seamless craftsmanship, each wall of the Signature consists of one large wooden panel:

- Roof & Floor Panels
40" x 41.9" x 3" thick (see diagram)
- Back & Front Panels
32.1" x 71" x 3" thick (see diagram)
- Side Panels
33.6" x 71" x 2.6" thick

Fitting into your space:

Because of the large panel size, it is important to ensure there is enough space through the doors and pathways to the sauna's location in your home. Standard doors in the US are 30" to 36" wide, and 6' to 8' tall. Please measure any doorway or hallway needed prior to purchase

Front Wall



Roof

